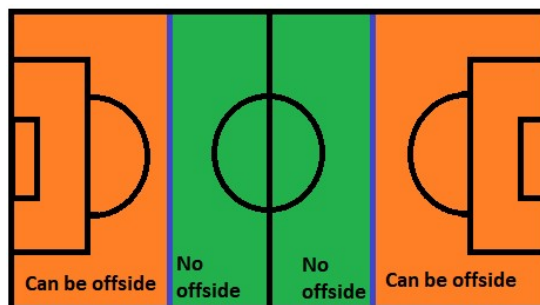


JUSA Recreational Soccer 2017-2018 Supplemental Rules – Offside Interpretation

Offside Modifications for U8, U9, and U10:

1. The Build Out Line will also be used to denote where offside offenses can be called.
2. Players cannot be penalized for an offside offense between the halfway line and the Build Out Line.
3. Players can be penalized for an offside offense between the Build Out Line and the goal line.
4. In the U8 division, only the most blatant offside infractions will be penalized, at the judgment of the referee.



Interpretation by Randall Reyes, State Director of Instruction for the Cal South Referee Committee

Introduction of the Build Out Line, as a modification of *Law 1 – The Field of Play*, only changes where a player may be considered in an offside position. All other aspects of *Law 11 – Offside* are unmodified.

From Law 11:

A player is in an offside position if:

- any part of the head, body or feet is in the opponents' half (excluding the halfway line) and
- any part of the head, body or feet is nearer to the opponents' goal line than both the ball and the second-last opponent

The Build Out Line simply changes what is considered “the opponents’ half”. Now, the “opponents’ half” begins at the Build Out Line and not at the halfway line.

Therefore, at the moment that the ball is touched or played by a teammate, a player in the area between the Build Out Line and the halfway line cannot be deemed in an offside position.

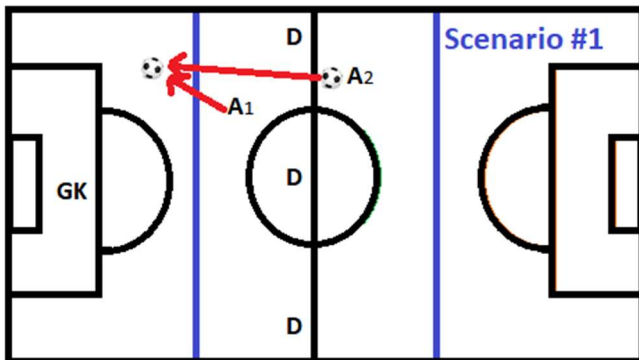
All other aspects of Law 11 are still applicable including the position of the restart:

4. Offences and sanctions

If an offside offence occurs, the referee awards an indirect free kick where the offence occurred, including if it is in the player’s own half of the field of play.

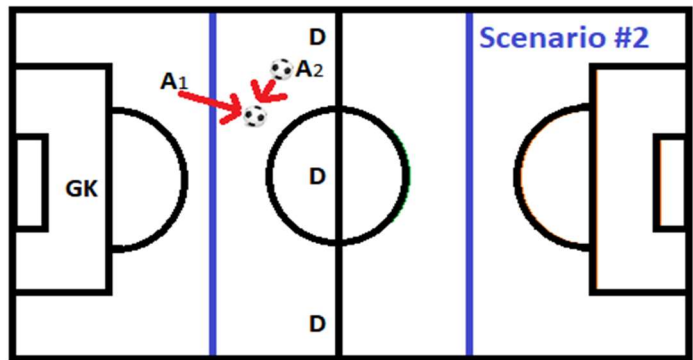
This means that a player who is in an offside position at the time the ball is touched or played by a teammate, and subsequently travels back over the Build Out Line into one of the “green zones” (above) where they interfere with play by touching the ball or interfere with an opponent, including if they also cross the halfway line, is still guilty of an offside offence and the indirect free kick should be awarded at that spot, even if it’s in the green area.

Diagrams and Scenarios



Attacker A1 is between the Build Out Line and the halfway line when teammate A2 passes the ball. Attacker A1 receives the ball between the Build Out Line and the end line.

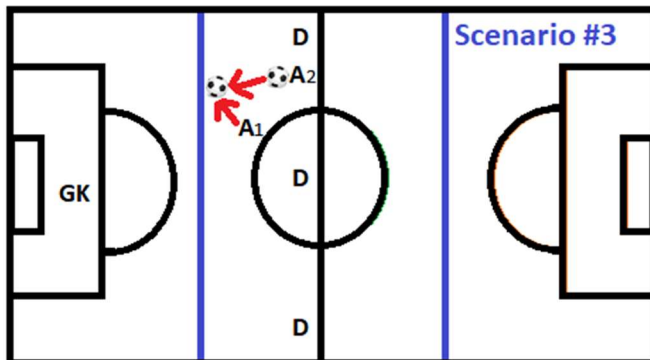
NO OFFSIDE as A1 was not in an offside position at the time of the pass by A2 as he was in the zone between the Build Out Line and the halfway line.



Attacker A1 is between the Build Out Line and the end line when teammate A2 passes the ball. Attacker A1 receives the ball between the Build Out Line and the halfway line.

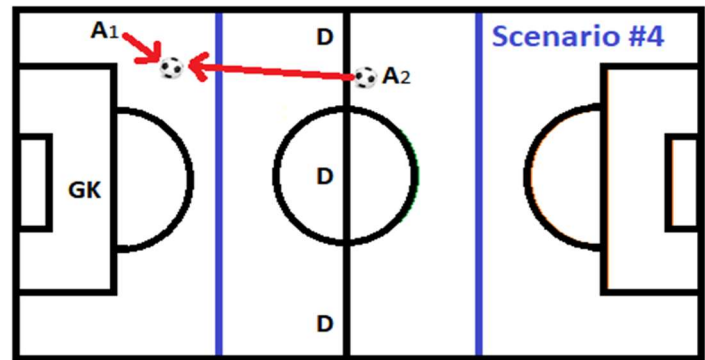
OFFSIDE as A1 was in an offside position at the time of the pass by A2 as he was in the zone between the Build Out Line and the end line and only one defender, the GoalKeeper, was between A1 and the endline.

The resulting indirect free kick should be taken at the spot where A1 receives the ball, between the Build Out Line and the halfway line.



Attacker A1 is between the Build Out Line and the halfway line when teammate A2 passes the ball. Attacker A1 receives the ball between the Build Out Line and the halfway line.

NO OFFSIDE as A1 was not in an offside position at the time of the pass by A2 as he was in the zone between the Build Out Line and the halfway line.



Attacker A1 is between the Build Out Line and the end line when teammate A2 passes the ball. Attacker A1 receives the ball between the Build Out Line and the end line.

OFFSIDE as A1 was in an offside position at the time of the pass by A2 as he was in the zone between the Build Out Line and the end line and only one defender, the GoalKeeper, was between A1 and the endline.

The resulting indirect free kick should be taken at the spot where A1 receives the ball, between the Build Out Line and the end line.